



Hallmark Doors
& Panels Ltd



Over 30 Years
British Manufacturing

UPVC PANEL BROCHURE



— *Create your dream door* —

SIGNATURE COLLECTION

A



Hanbury
Solid



Winslow
Solid



Hagley
Solid



Hanbury 1
Glazed



Winslow 2
Glazed



Goodwood 1
Glazed

B




Elton 1
Glazed



Bramall 1
Georgian Bar



Bicton 1
Georgian Bar




Burnby 1
Glazed



Hagley 2
Glazed



Hanbury 3
Glazed




Chambord 8
Ornimental Bar



Hanbury 1
Geo Bar



Thoresby 1
Ornimental Bar



Heaton 1
Georgian Bar



Newby 1
Georgian Bar



Bicton 1
Glazed

1

Images are shown for demonstration purposes only, you may need to specify a backing glass as per each design. Letterplates incur a surcharge. Backing glass options available on pg 8.


TRADITIONAL COLLECTION

The Traditional Collection of door panels features a range of vibrant, handmade lead and film designs with many incorporating glass bevel elements to further enhance the aesthetic quality of the door.

A



Goodwood 1
Valour



Hagley 2
Diamond Lead



Oakwell 1
Square Lead



Arley 1
Diamond Lead



Belgrave 1
Diamond Lead

B



Carlton 1 470
Shetland Rose
Leaded on minster



Bramall 1
Islay Rose



Hanbury 1
House Number




Elton 1
Rose



Hanbury 3
Rose



Kenilworth 1
Single Rose



Kirkley 1
Bulls Eye



Winslow 4
Red Diamond



Hagley 2
Climbing Rose

CRYSTAL BEVEL

The Crystal Bevel Collection is our range of panels incorporating a selection of crystal effect bevels. Each bevel throws a prism of light when they catch the sun, making them great for bright, sunlit entrance halls.

A



Ragley 2
Olivine

Goodwood 1
Petolite

Burghley 1
Euclase

Winslow 4
Zirconia

Hagley 2
Jet

B



Hanbury 3
Agate

Hanbury 3
Opal

Carlton 1
Euclase

Kenilworth 1
Danburite

Bramall 1
Pyrope



Normanby 2
Barite

Normanby 2
Vivianite

Carlton 1
Lansonite

Thoresby 1
Aragonite

Carlton 1
Ebony

OPAQUE FUSION TILE

The Fusion Opaque range is a linear collection of door panels featuring sleek, modern sandblasted glass designs, complimented and subtly accented with a range of fusion glass tile designs.



Hanbury 1
Mediterranean



Carlton 1
Mediterranean



Kenilworth 1
Mediterranean




Hanbury 3
Roma




Monti 1
Fusion Blue 29




Avignon 2
Metz Black




Cheverny 1
Tanzlina



Bramall 1
Palermo



Oakwell 1
Kupang



Hagley 2
Astana



Normanby 2
Timor




Burghley 1
Tahoe Green



Hagley 2
Sophia



Bramall 1
Keltie



Eltz 2
Polar

COLOURED TILES & CADRAM

A fine line collection of panels glazed with long lasting Cadram detailing, beautifully framing a range of coloured resin bevels.



Kenilworth 1
Marmion Red



Whitley 1
Marmion Green



Hagley 2
Marmion Blue



Ragley 2
Marmion Black




Carlton 1
Marmion Black



Kenilworth 1
Morel Black



Carlton 1
Morel Green



Hanbury 3
Perugia

TRIPLE GLAZED

Outstanding quality. The triple glazed collection give you not only added security and peace of mind but also increased efficiency and energy savings.




Carlton 1
Florin



Hagley 2
Talonas



Hanbury 3
Lira



Kenilworth 1
Haematite



Thoresby 1
Ducat

CLASSIC OPAQUE



Newby 1
SB Diamond




Hanbury 3
SB Diamond




Hagley 2
SB Margaret



Hagley 2
SB Anne



Carlton 1
SB Cluster



Carlton 1
SB Catherine



Bicton 1
SB Victoria



Carlton 1
SB Climbing Rose



Carlton 1
SB Mary

INVERTED COLLECTION

The Inverted Collection is a range of UPVC door panels that use an inverted vacuum mould during manufacture. The profile contours are inverted into the panel face, rather than standing proud, offering a distinctive, recessed panel contour

*Not available in colours options



Aston Solid

A



Aston 1
Glazed

B



Aston 3
Opal 3

B



Stanford
Solid

A



Stanford 2
Glazed

B




Stanford 4
Ziconia

B

Images are shown for demonstration purposes only, you may need to specify a backing glass as per each design. Letterplates incur a surcharge. Backing glass options available on pg 8.

DESIGNER COLLECTION

The Designer Collection is a desirable range of modern living PVCu panel designs incorporating stainless steel glazing trims complimented with clean, architectural sandblasted glass.



Alberg 1


Molvino 1

Elorn 1

Levi 1

Cervinio 1

Chamonix 3



Meribel 4

Summit 6

Neoslope 3

Aspen 1

Courchevel 3

Matigny 2



Zermatt 3

Avoriaz 1

Morzine 1



Carona 2

Autrans 2

Javornik 3

* Stainless Steel Trims Will Incur a Surcharge - backing glasses available on pg 8

FLAT PANELS



WHITE, MAHOGANY, ROSEWOOD, SHERWOOD OAK*** ANTHRACITE GREY, BLACK BROWN, BLUE, CHARTWELL GREEN, CREAM, GREEN, IRISH OAK, LIGHT GREY, RED & SMOOTH BEIGE

COLOUR OPTIONS



BACKING GLASS


Backing Glass
Five levels of privacy on our Pilkington Textured Glass are available, graded from 1 (least obscure) to 5 (most obscure)



ACCESSORIES



SECURITY



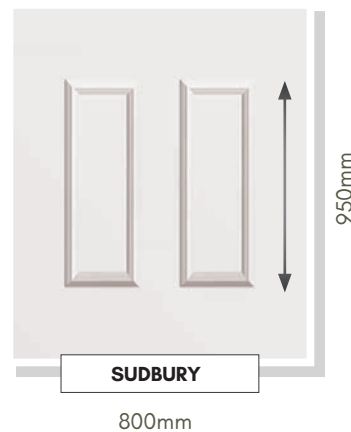
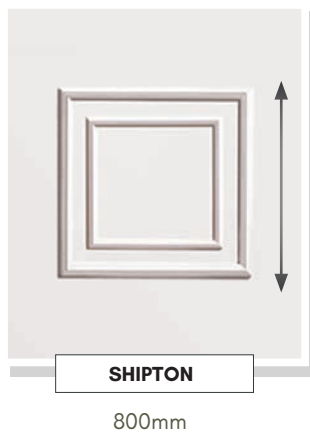

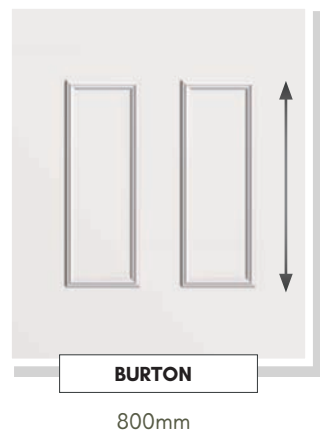
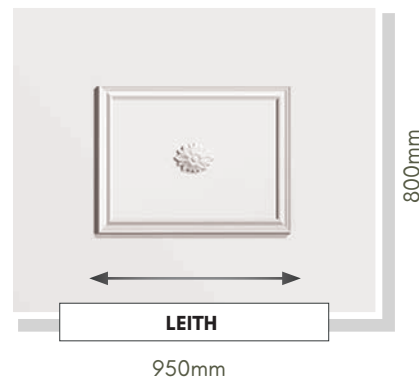
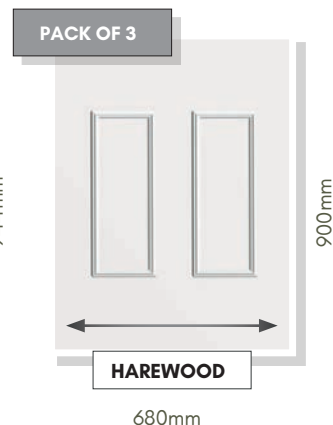
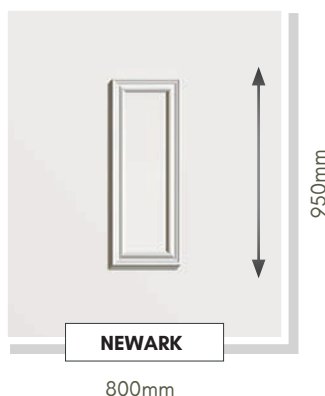
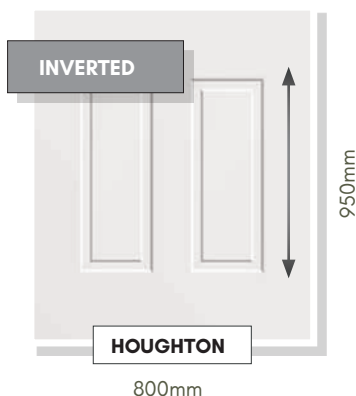
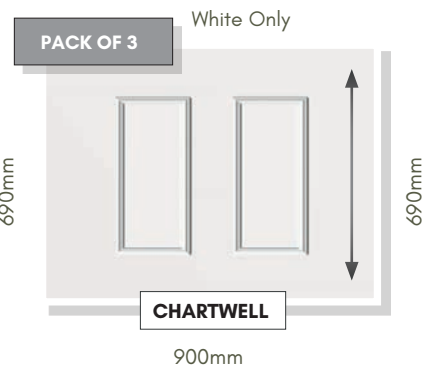
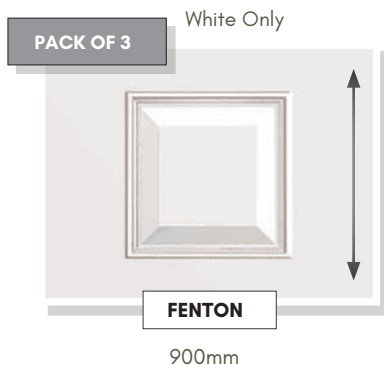
Panels can be manufactured with 4mm, 9mm or Solid MDF cores for added security. Surcharges apply. Please ask for full details.

DISCLAIMER

© Hallmark Panels Limited 2020 - Due to the limitations in photographic and printing processes, actual door and glass colours may vary from those illustrated in this brochure and should be used for guidance purposes only. Letterplate positioning is illustrated for guidance only. The actual fitted position is subject to door design, width and height restrictions and constraints. Hallmark Panels reserves the right to change product specification without prior notice.

CONSERVATORY QUARTER & SIDE PANELS

Designed to compliment our range of door panels, we also produce an extensive range of half, quarter and conservatory sheet panels.



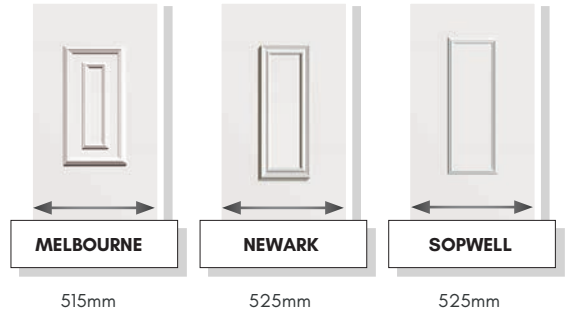


CARLTON

WINSLOW

RAGLEY

SIDE PANELS ARE SUPPLIED 900mm x 2100mm



MELBOURNE

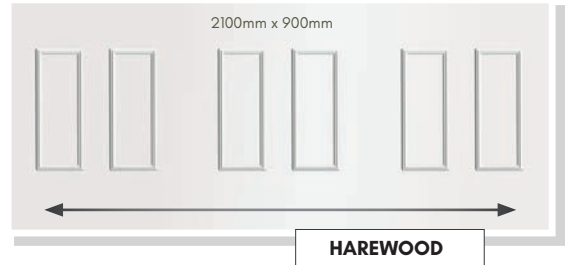
NEWARK

SOPWELL

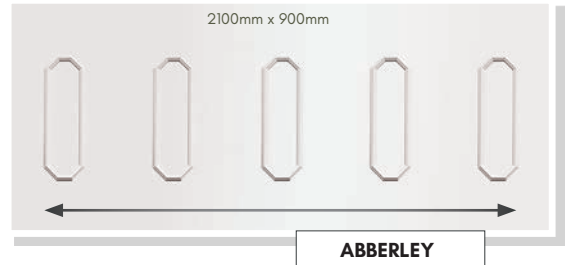
515mm

525mm


525mm



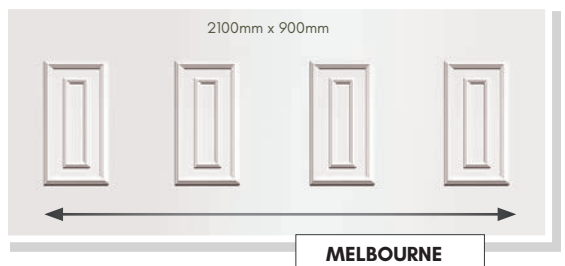
HAREWOOD



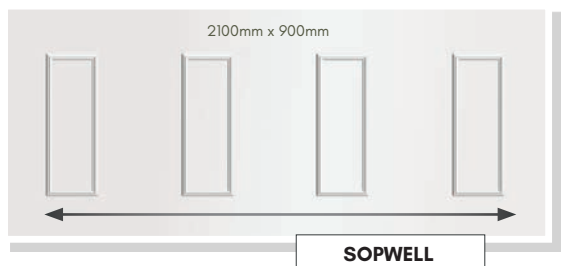
ABBERLEY



NEWARK




MELBOURNE



SOPWELL



WALCOT



RAMSIDE

1850mm (Euro Size also Available)

1850mm



FENTON



CHARTWELL

Directional arrows indicate grain direction on Woodgrain and Cool Colour Panels (Walcot panels are also available as an increased euro size option)

Version 10/20



Hallmark Panels & Doors Ltd
Valletta House, Valletta Street, Hull, HU9 5NP
01482 781 111 | enquiries@hallmarkpanels.com
www.hallmarkpanels.com

Bespoke to you
