



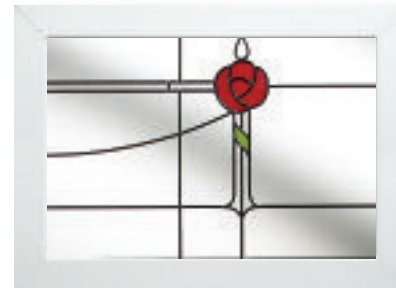
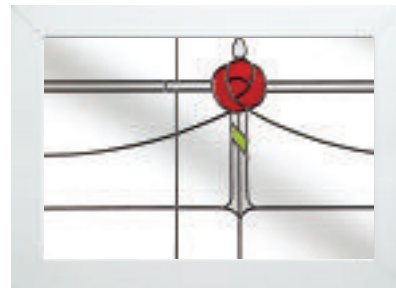
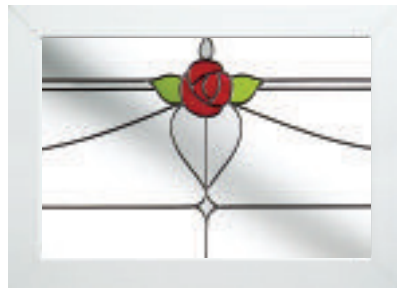

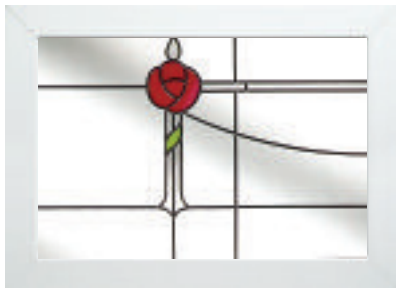
TB 1





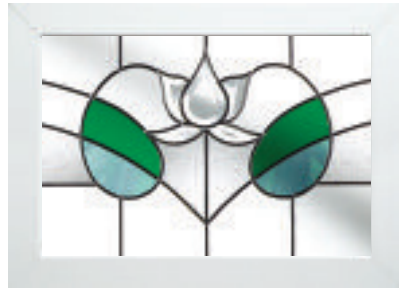

Trailing Bay Sets

Celebrate the sweeping elegance of your bay window with an eye catching, traditionally conceived decorative theme. With a wealth of choice, you can tailor your trailing motif to integrate the decorative window designs of your choice. Incorporate elegant bevels, stunning fusion tiles, understated neutrals or add a splash of vibrancy when you choose from our extensive spectrum of coloured motifs.





Designs can be altered for 4, 5 or 6 part bay windows.



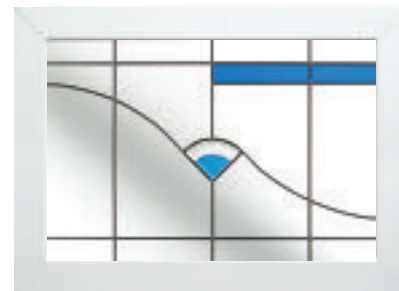
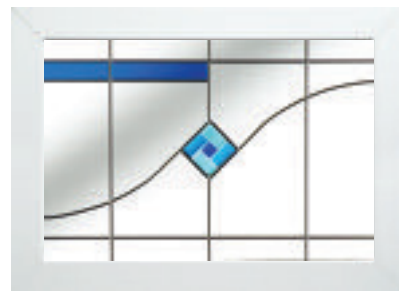
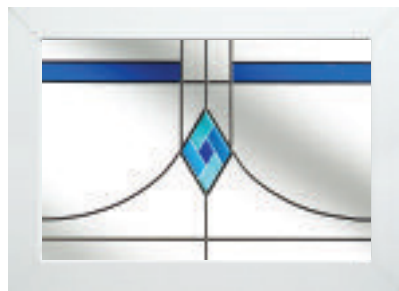
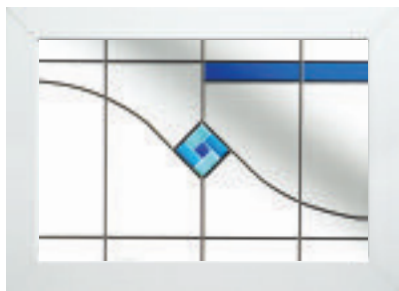

TB 2



TB 3



TB 4



TB 5



Just like your home, your front door speaks volumes about you. Our inspirational design team has created a range of effortlessly elegant options to transform everyday doors into beautiful doors of distinction.

Door Options

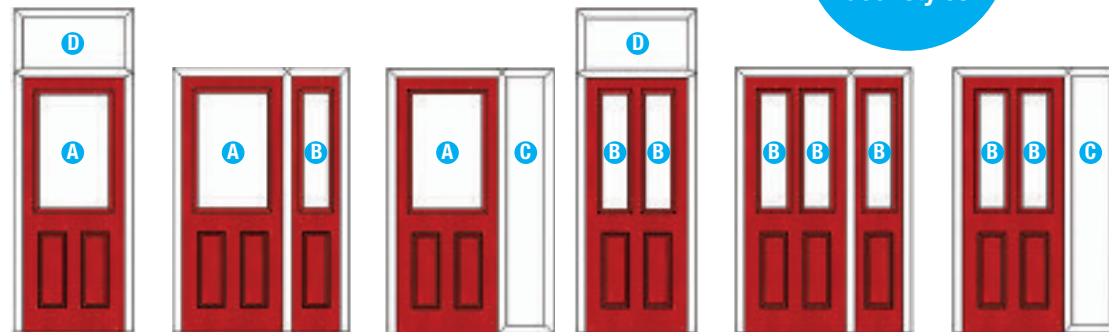
Whether you live in a traditional or contemporary home, you'll discover an extensive range of breathtaking designs created to mirror your personal taste and the unique character of your home. Although the many styles illustrated in this brochure feature the increasingly popular and durable GRP composite doors, our designs can easily be adapted to suit PVCu and traditional timber doors.

When you want to make a great first impression, a beautifully crafted entrance door has the power to elevate a humble door into a distinctive architectural feature that may include attractive sidelights or an eye catching, stylishly glazed toplight.

When you choose a Decorative Elements design, you can be confident that you never have to sacrifice the warmth, security and excellent sound insulating properties that have made our beautiful glazed features not only aesthetically pleasing but also eminently practical.



Perfect for Composite, PVCu or Timber door styles



KEY: **A** Half Glazed Panel **B** Dual Glazed/Sidelight Panel **C** Full Glazed Sidelight Panel **D** Toplight Panel





Backing Glass Options

We offer a wide range of textured backing glass options that feature varying levels of obscurity to suit most home environments. Each attractive backing glass option allows natural daylight to flood your home whilst protecting your privacy. See our full range of textured glass options on page 39.



See the complete
range of door
options available:

www.decorativeoptions.co.uk





Doors - Coloured

Create a sensational impact with colour and welcome guests with a style that reflects the true personality of your home. From the simplicity of our striking diamonds design and the romantic allure of an English rose, to the refined and sublime elegance of our Victorian designs, or our selection of contemporary options, you're guaranteed to find a design that reflects your style.

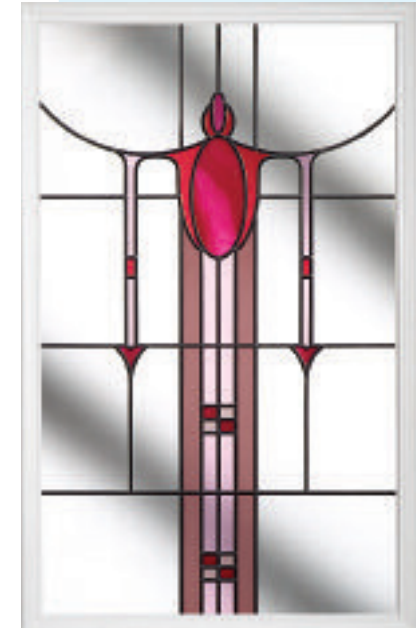
DC 1A



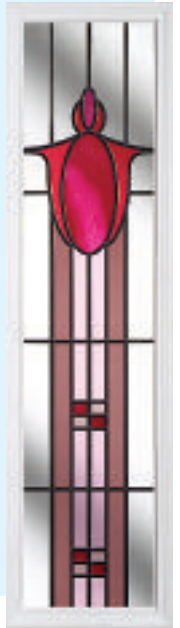
DC 1B




DC 2A



DC 2B




DC 3A



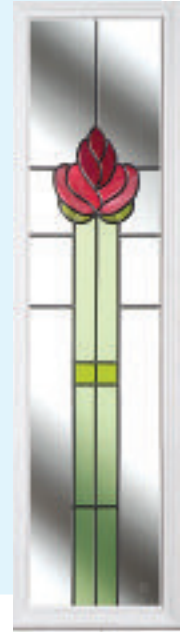
DC 3B



DC 4A



DC 4B



DC 5A



DC 5B




DC 6A



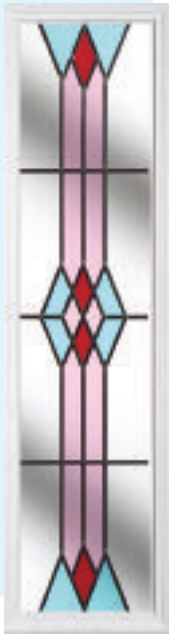
DC 6B




DC 7A



DC 7B




DC 8A



DC 8B




DC 9A



DC 9B




DC 10A




DC 10B





DC 11A



DC 11B




DC 12A




DC 12B



DC 13A



DC 13B





Doors - Bevelled

Unadulterated elegance that doesn't need to try too hard. Let the light flood into your home as it reflects and refracts off the multifaceted surfaces of each and every bevelled design within this stylish range. Whether you prefer simple linear designs, complex cluster designs, or even coloured bevelled glass designs, each one can be complimented by your desired level of obscured privacy glass.

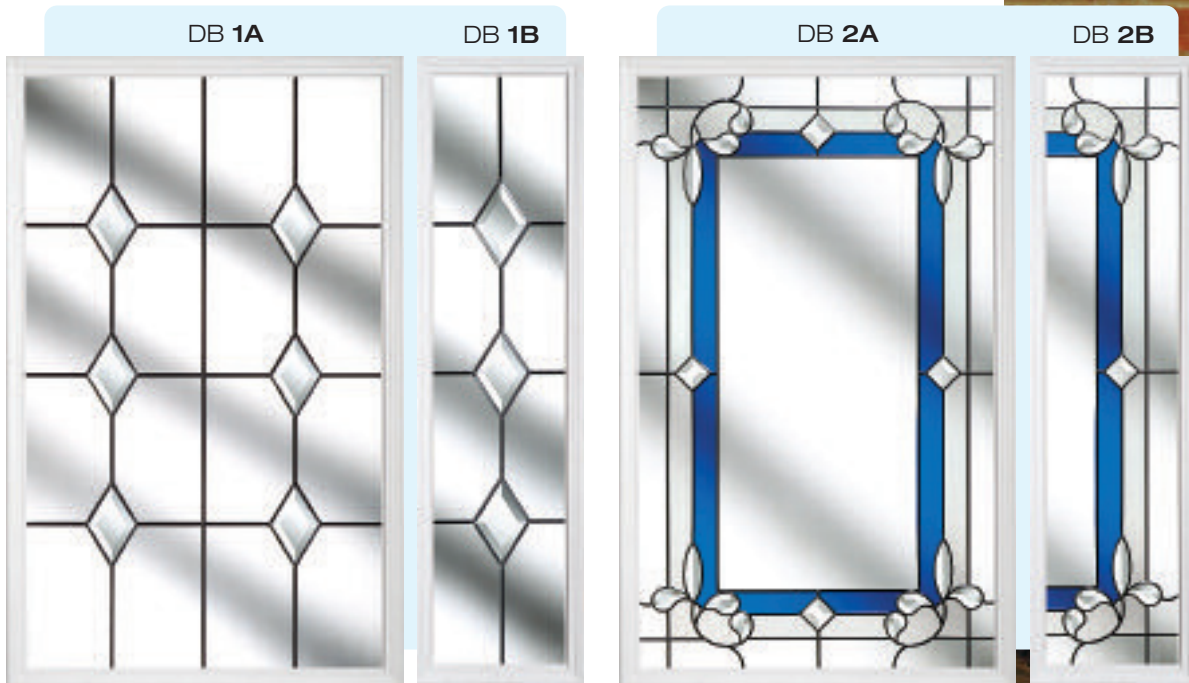

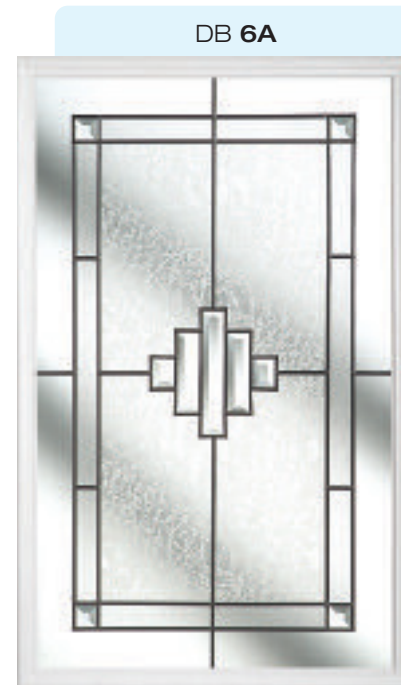


Image courtesy of Evergreen Door






DB 7A



DB 7B



DB 8A



DB 8B




DB 9A



DB 9B





DB 10A



DB 10B



DB 11A



DB 11B




DB 12A



DB 12B




DB 13A



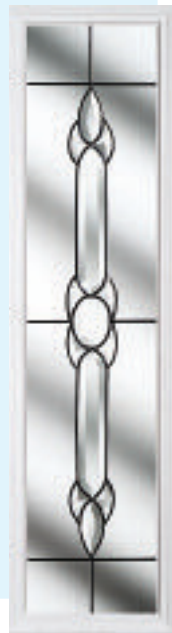
DB 13B




DB 14A



DB 14B






DB 15A



DB 15B







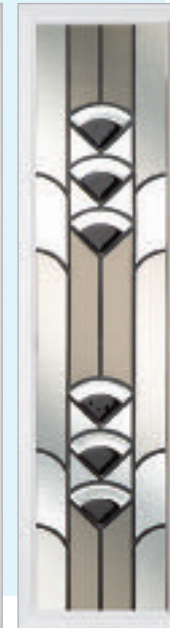
Doors - Fusion

Stunning, sophisticated and enduring. These eye catching, linear and curvaceous designs are equally at home in a rural, suburban or city home. Colourful, yet tasteful fused tiles harmonise elegantly within refined symmetrical designs to create a truly striking visual impact.


DF 1A



DF 1B




DF 2A



DF 2B




DF 3A



DF 3B



DF 4A



DF 4B




DF 5A



DF 5B



DF 6A



DF 6B





French Doors

French Doors create a bridge between the comfort of your home and the peace and tranquillity of your garden. Choose from a wonderful selection of border designs to elegantly draw the eye towards the great outdoors. Mirror the natural delights of your garden with a charming floral motif or opt for the fresh purity of light reflecting bevels.



FDC 1



FDC 2



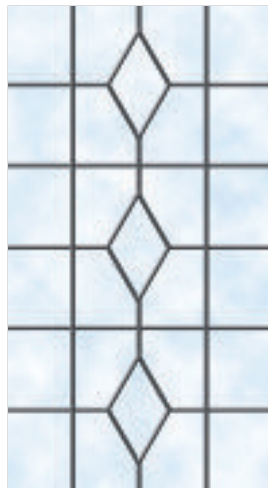



FDB 1





Leaded Designs


Whether you live in a modern home or a well established property, nothing exudes tasteful elegance more than the refined grandeur of leaded windows and doors. Whichever option you select, our highly skilled craftsmanship will ensure that the design you choose flows from window to window with unbroken continuity.





Georgian

Queen Anne

Queen Caroline





Elizabethan

Stuart

Windsor

Hanover



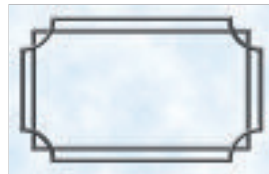
Jacobean



Image courtesy of Epwin Group



Image courtesy of Epwin Group



Cleveland

Northumberland

Westmoreland

Other Applications


Your home is a unique reflection of your taste and personality. With almost unlimited options to choose from, it's easy to refresh and enhance any area of your home. Select from pretty floral coloured glass motifs, luxurious light reflecting bevels and the sophisticated glamour of vibrantly coloured fusion tiles.

So go on, create a stir on the landing, add a splash of colour to your bathroom windows or transform a plain kitchen cupboard into an artisan style kitchen cabinet. Whatever you do, you can rely on our superior quality, a wealth of expert knowledge and an imaginative range of styles to inspire you.

*go ahead
be inspired...*



Glass photography co



copyright © RegaLead Ltd



Film Colour Options



We have carefully selected colours from the extensive range available to us which we believe work best with the individual designs. However, if customers prefer to alter colours, we have a library of over 400 colours and effects to chose from. A catalogue of this collection, supplied by RegaLead, is available to download at www.decorativeoptions.co.uk or as swatches.

Fusion Tile Options

We have a vast range of fusion tile options to chose from and all the designs shown are available in Blue, Green, Red/Orange, or Black colourways to compliment your door or furnishings. In certain designs, it is also possible to have a brown/cream colourway. The full range of colour options are shown at www.decorativeoptions.co.uk.




For details of the full range of fusion glass tiles and to download a catalogue:

www.decorativeoptions.co.uk



Lead Options



Natural


Antique

Brass

We offer a range of lead profiles in various colours. In this catalogue, all the designs have been created using our popular Antique colour which as well as having a ready aged look, also benefits from a polymer coating to protect the lead surface from weathering. For customers who require a more traditional look or wish to have the joints soldered, we can manufacture using our Natural profile. With the Natural lead, the colour will change from a bright silver to a matt grey look over time as the product naturally weathers.

Backing Glass Options

Any of the designs featured throughout this brochure can be backed with textured glass. Simply choose the textured design and level of obscurity best suited to your requirements.




Arctic™



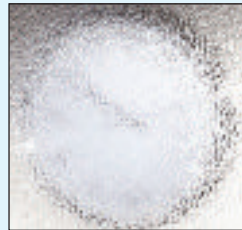
Autumn™




Chantilly™



Charcoal™



Contora™



Cotswold™



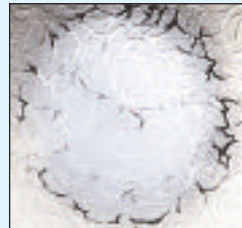
Digital™



Everglade™



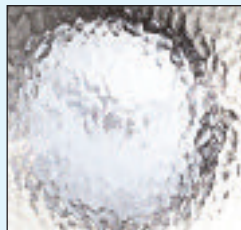
Flemish™




Florielle™



Mayflower™




Minster™



Oak™



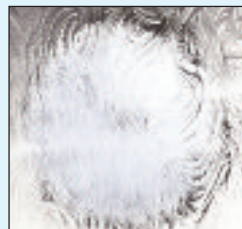
Pelerine™



Stippolyte™



Sycamore™



Taffeta™



Warwick™

Technical Information

Size Limitations

The designs shown in this catalogue are as follows:

Fanlights	250 x 500mm
	350 x 520mm
½ Glazed Doors	558 x 912mm
Dual Glazed Doors	202 x 912mm
French Doors	511 x 1763mm

It is possible with all designs to alter sizes but certain elements such as glass bevels, Fusion tiles and glass Jewels are standard sizes so the designs may have to be altered to accommodate.

Material Specifications

Lead profiles

The lead profiles used are manufactured using 99.5% pure lead which is applied to the glass surface with a pressure sensitive acrylic adhesive.

Like any unprotected product exposed to the environment our Natural lead will undergo a level of atmospheric transformation and change colour. This is a normal and expected process and will eventually settle down to take on the 'weathered lead' appearance of traditional lead-lights.

For customers looking for a consistent colour we recommend the use of Antique lead which has a dark gray coating on the surface to protect the lead from weathering. However, with the use of Antique lead it is not possible to solder joints.

For customers using our Brass coloured profiles, these are only recommended for use when encapsulated within a triple glazed unit.

Stained Glass Art Film

All our Stained Glass Art Films are manufactured by hand and no two sheets are ever identical so variations in the pattern and colour density are a feature of the product. On designs where effect colours are used it is never possible to make an

exact reproduction of the design shown in the catalogue. The maximum sheet size for the Stained Glass Art Film is 460mm x 660mm so on certain designs it may not be possible to enlarge without making changes to the design.

Glass Bevels

Our Glass bevels are manufactured from 5mm glass with a typical 12mm bevelled edge. These products are handmade and therefore slight variances in size and bevel width are possible.

Our bevels are bonded to the surface of the glass with a specialist UV Curing adhesive which should remain glass clear for our 10 year guarantee period. Small bubbles in the adhesive layer are common when applying the bevels and are not deemed as a fault.

Fusion Tiles

Our Fusion glass tiles are manufactured by hand and involve melting two or more layers of glass together, it is therefore common to get small air inclusions in the glass. These are a feature of the product and add dimension and contrast to the tile and should not be seen as a fault.

Cleaning and Maintenance

All our decorative glass options should be cleaned regularly using water based proprietary glass cleaners. Always avoid the use of any cleaners that may contain solvents or have an abrasive effect on the surface cleaned.

On newly installed decorative glass it is possible that small white deposits can 'leak' from the edge of the lead. It is important that these are cleaned off the glass and not allowed to run onto the window frames.

Photographic and Printing Limitations

Due to the nature of the printing process, colours in real light conditions may vary slightly from the photographic reproductions in this brochure. Stained Glass Art Film colour samples are available to verify colours.



Due to the limitations in photographic and printing processes, actual colours may vary from those illustrated in this brochure and should be used for guidance purposes only. Regalead reserve the right to alter specifications without prior notice. Copyright © Regalead 2009. Designed and produced by Refresh Media Design Limited.



RegaLead Limited

Columbus House | Altrincham Road | Sharston | Manchester M22 9AF

Telephone +44 (0)161 946 1164 | Fax +44 (0)161 946 1033 | Email sales@regalead.co.uk

www.regalead.com