


# Windows to suit your style

We offer a range of sash window styles to match your old windows as closely as possible and maintain the signature "design statement" for your home.

We can replace bay-style windows including splay and box bay windows. These are a common feature in older properties and when combined with a sliding sash window the installed appearance is very impressive.

We can also replace arched and swept head windows. These shaped styles are incredibly eye-catching. **ECOSlide** PVC-U sash windows are bespoke-manufactured to your exact requirements, to maintain the appealing charm of your home.

Other additional design options are available with internal Georgian Bar or external Astragal Bar detailing, to ensure your new windows are truly authentic in style.



A small selection of the styles available

## Sliding

**ECOSlide** PVC-U sash windows primarily function like a wooden box sash window with both the top and bottom sashes sliding up and down to suit your ventilation requirements.

Convenient and simple to operate, the two sliding sashes within an outer frame work independently of each other on a balanced load mechanism, designed to hold the sash at any height.



## Tilt & Easy Clean

**ECOSlide** PVC-U sash windows are incredibly low maintenance, requiring only a quick wipe down with a damp cloth to keep them looking as good as new.

The window sashes feature an inward opening tilt facility to allow easy and safe cleaning of the outside frame and glass from inside your home. This is particularly useful for second storey windows or windows positioned in a hard to reach place, such as above a conservatory.



**ECOSlide**  
The No.1 Sash Window Brand





# Colour & Foil Options

Timber box sash windows were always painted and you can replicate this look, if you want a more natural wood effect, our Crystal White, Cream, Golden Oak and Irish Oak foils give a realistic woodgrain appearance that mimics the grained texture and appearance of an original timber window.

We also offer colour outside / White inside options in Chartwell Green, Anthracite Grey, Agate Grey, Rosewood, Black Brown, Cream, Golden Oak and Irish Oak. With this option you can have the external colour you like, whilst maintaining a White interior to better suit your home's decoration.

Profile Colour	Foil Inside and Outside Options						
White	Crystal White	Cream	Anthracite Grey	Golden Oak	Irish Oak		
Foil Outside / White Inside Options							
Chartwell Green	Anthracite Grey	Agate Grey	Rosewood	Black Brown	Cream	Golden Oak	Irish Oak

Colours shown are a guide and are only as accurate as the printing process allows

## Spraying and colour matching

Our on-site paint shop enables your **ECOSlide** PVC-U sash windows to be spray painted to match virtually any RAL code or colour.



You can personalise your vertical sash windows and colour co-ordinate them to match your property or just to suit your own personal taste.

Our optional spray painted finish is applied to the highest standards and will provide a unique and colourful addition to your home.

**ECOSlide**  
The No.1 Sash Window Brand


## Attention to Detail

It's the little details that help make **ECOSlide** sash windows as authentic as possible. Our PVC-U windows are designed to be smooth and sleek with slim profile sections giving a better appearance, which is pleasing to the eye as well as offering improved views from the inside and outside.

To complete the timber-like appearance, our windows incorporate the same stylish features found on original timber sash windows such as astragal bars, decorative sash horns and traditional-style operating hardware. The jambs, sash sections and meeting rail are all engineered to look just like a timber sash window, giving you truly authentic looking new windows.



No Horns



Run-Through Sash Horn



Astragal Bars (External)



Georgian Bars (Internal)

## Glass Options



More options available upon request






Sash Lift



Pole Eye



Sash Lock



Tilt Knob



Travel Restrictor



Security Bar



Toughened Glass



Trickle Vent

## Hardware and Security

Add the finishing touches to your new windows with traditionally-styled vertical slider hardware. Pole eyes, tilt knobs, sash lifts, sash locks and travel restrictors are fitted as standard, but we can also offer D handles if needed. All hardware is available in Chrome, Gold, White, Black or Satin Chrome to complement our range of colours.

Other additional options are available such as Georgian or Astragal glazing bars and trickle vents, to give your new windows a truly authentic and classical vertical slider look.

In addition to this, **ECOSlide** PVC-U sash windows are designed to be extremely safe and secure. High performance locking systems keep your home safe from potential intruders to give you extra peace of mind.

For added safety we also offer the option of a "Fire Egress" window design to provide emergency escape.







**Travel Restrictors**

Provide enhanced security and safety for your vertical sliding sash windows. Used to restrict the opening of the window to just 100mm. Key operated.



**Sash Locks**

Lock both bottom and top sashes firmly in place when the window is fully closed. Key lockable. One Sash Lock is fitted to windows up to 799mm wide. Two are fitted on windows 800mm wide and over.



**Security Bar**

This specially-designed feature is an integral part of the window cill which significantly increases security, to help prevent potential intruders using tools or excessive force to try and lever open the bottom sliding sash and gain entry.



**D Handles**

These optional easy-grip handles can be used in place of pole eyes or sash lifts and can be fitted externally on the bottom of the top sash for ease of operation.



**Pole Eyes**

Used for opening and closing the top sash. One Pole Eye is fitted to windows up to 479mm wide. Two are fitted on windows 480mm wide and over.



**Tilt Knobs**

Allow inward tilting of the sliding sashes for easy and safe cleaning from inside the home. Two Tilt Knobs are fitted as standard.



**Toughened Glass**

Fitted in both top and bottom sashes as standard.



**Sash Lifts**

Used for opening and closing the bottom sash. One Sash lift is fitted to windows up to 479mm wide. Two are fitted on windows 480mm wide and over.



Satin Chrome



Chrome



Gold



White



Black